

DRAFTING STANDARDS

ALL SUBDIVISION PLANS, CONSTRUCTION DRAWINGS, & PROPERTY PLANS SUBMITTED TO THE CITY FOR CONSIDERATION SHALL CONFORM TO, AND BE PREPARED IN ACCORDANCE WITH THE FOLLOWING STANDARDS:

GENERAL

1. ALL LETTERING, OTHER THAN THAT HEREIN SPECIFIED OR SHOWN BELOW, SHALL BE A MINIMUM OF 0.10 INCH IN HEIGHT USING A NO. 0 RAPIDOGRAPH PEN OR EQUAL. VERTICAL OR SLANTED LETTERING MAY BE USED.
TITLE BLOCK AND OTHER RELATED LETTERING SHALL BE IN ACCORDANCE WITH STANDARD ACCEPTED ENGINEERING PRACTICE, BUT IN NO CASE SHALL THE LETTERING BE LESS THAN 0.10 INCH IN HEIGHT AND USING A NO. 0 RAPIDOGRAPH PEN.

2. SUBDIVISION PLATS

SUBDIVISION OUTLINE.....	=====	
BLOCK OUTLINE.....	=====	
LOT LINES.....	=====	
EASEMENT LINES.....	-----	
STREET CENTER LINES.....	-----	
RADIAL BEARING LINES.....	-----	SHADE LINE TO 80%
MONUMENTS SET.....		●
MONUMENTS SET IN CAST IRON BOX.....		◎
MONUMENTS FOUND.....		○
MONUMENTS FOUND IN CAST IRON BOX.....		◎
STREET NAMES.....	NAME	LETTERS 0.175" HIGH NO. 2 RAPIDOGRAPH
LOT NUMBERS.....	36	LETTERS 0.175" HIGH NO. 2 RAPIDOGRAPH
BEARINGS, DISTANCES, CURVE DATA, COORDINATES, ETC.	N 56° E 50.00'	LETTERS 0.100" HIGH NO. 1 RAPIDOGRAPH
ADJACENT SUBDIVISIONS.....	AC HTS	LETTERS 0.175" HIGH NO. 0 RAPIDOGRAPH SHADOW LETTERING
ADJACENT LOT NUMBERS.....	124	LETTERS 0.175" HIGH NO. 0 RAPIDOGRAPH DOTTED LETTERING

NO.	REVISED	BY	Drafting Standards	APPROVED	 CITY ENGINEER RCE-28191
				DATE: 2-2-99	
DRAWN BY: MATT				STANDARD NO. G-8	
CHECKED BY: DJR			CITY OF RIPON		
V:\25_City of Ripon Standards\Standard Specifications\Drawings\General\g-8.dwg					



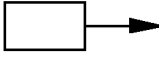
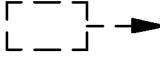
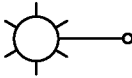
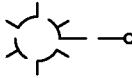
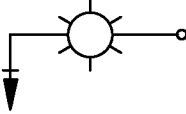
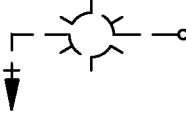

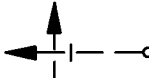
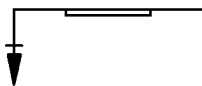
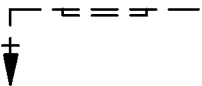
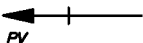
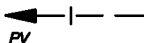
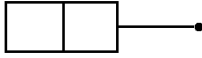
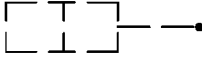
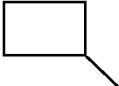
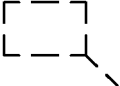



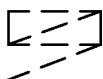
DRAFTING STANDARDS (CONTINUED)

3. IMPROVEMENT PLANS

<u>DESCRIPTION</u>	<u>TO BE CONSTRUCTED</u>	<u>EXISTING</u>
SANITARY SEWER.....		
STORM DRAIN.....		
GAS LINE.....		
WATER LINE.....		
TELEPHONE.....		
CABLE TELEVISION.....		
GAS VALVE.....		
WATER VALVE.....		
ELECTRICAL CONDUIT.....		
MATCH LINE.....		
STA. 5+00		
MANHOLE.....		
CATCHBASIN.....		
GAS METER.....		
WATER METER.....		
CURB AND GUTTER.....		
SIDEWALK.....		
DRIVEWAY.....		
CONFORM PAVEMENT.....		
FIRE HYDRANT.....		
SIGN.....		
SANITARY SEWER CLEANOUT..		
UTILITY POLE.....		
GUARD RAIL.....		
BARRICADE.....		
FENCE.....		
RAILROAD.....		
WHEELCHAIR RAMP.....		
SANITARY SEWER SERVICE.....		
LAMPHOLE.....		

NO.	REVISED	BY	<h2 style="margin: 0;">Drafting Standards</h2> <h1 style="margin: 0;">CITY OF RIPON</h1>	APPROVED	CITY ENGINEER RCE-28191	
				DATE:	2-2-99	
DRAWN BY: MATT				STANDARD NO. G-9		
CHECKED BY: DJR						
V:\25_City of Ripon Standards\Standard Specifications\Drawings\General\g-9.dwg						

DRAFTING STANDARDS (CONTINUED)

<u>DESCRIPTION</u>	<u>TO BE CONSTRUCTED</u>	<u>EXISTING</u>
ELECTRICAL CONDUIT.....	— T ——— T —	- - T - - - - T - -
PULL BOX.....		
PULL BOX WITH DETECTOR STUB IN CONDUIT.....		
STREET LIGHT.....		
COMBINATION TRAFFIC SIGNAL..... WITH BACKPLATE & LUMINAIRE		
COMBINATION TRAFFIC SIGNAL..... GREEN ARROW, AND BACKPLATE		
MASTARM SIGNAL WITH STREET..... NAME SIGN		
PROGRAMMED VISIBILITY HEAD..... WITH BACKPLATE		
PEDESTRIAN SIGNAL FACE.....		
PEDESTRIAN PUSH BUTTON AND... ASSOCIATED VEHICLE PHASE	PPB \emptyset 6	PPB \emptyset 6
INDUCTIVE DETECTOR LOOP.....		
TRAFFIC SIGNAL CONTROLLER..... CABINET WITH DOOR SWING AS SHOWN		
TYPE III OR III M SERVICE..... CABINET WITH DOOR SWING AS SHOWN		

NO.	REVISED	BY	Drafting Standards	APPROVED
				
				CITY ENGINEER RCE-28191
				DATE: 2-2-99
DRAWN BY: MATT			CITY OF RIPON	STANDARD NO. G-10
CHECKED BY: DJR				
V:\25_City of Ripon Standards\Standard Specifications\Drawings\General\g-10.dwg				