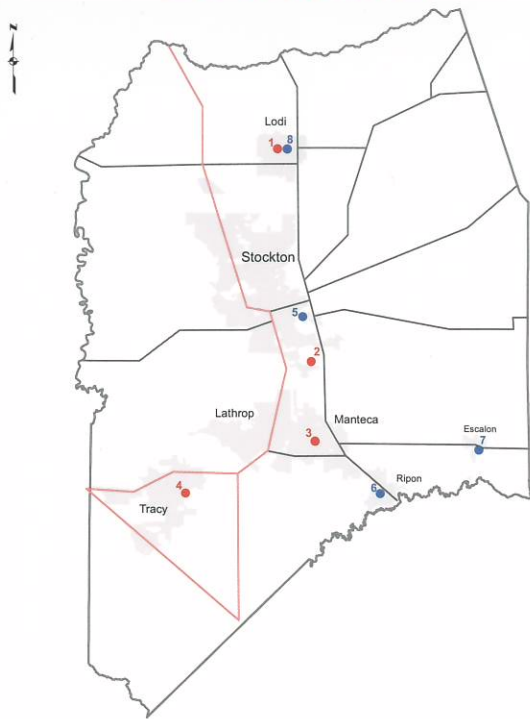


## MEDICATION COLLECTION LOCATIONS



- |   |  |
|---|--|
| <p>1. Walgreens #2961<br/>75 N. Ham Ln.<br/>Lodi, CA 95240<br/>209-369-8575</p> <p>2. San Joaquin County<br/>Household Hazardous Waste<br/>Consolidation Facility<br/>7850 R. A. Bridgeford Street<br/>Stockton, CA 95206<br/>209-468-3066</p> <p>3. Manteca Police Department<br/>1001 W. Center St.<br/>Manteca, CA 95337<br/>209-239-8401</p> <p>4. Tracy Police Department<br/>1000 Civic Center Dr.<br/>Tracy, CA 95376<br/>209-831-6550</p> | <p>5. El Dorado Drug Store<br/>2005 E. Mariposa Rd.<br/>Stockton, CA 95205<br/>209-464-7722</p> <p>6. Ripon Police Department<br/>259 N. Wilma Ave.<br/>Ripon, CA 95366<br/>209-599-2101</p> <p>7. Vineyard Pharmacy &amp; Gifts<br/>1900 McHenry Ave. #202<br/>Escalon, CA 95320<br/>209-838-0511</p> <p>8. Lodi Police Department<br/>215 W. Elm St.<br/>Lodi, CA 95240<br/>209-333-6727</p> |
|---|--|

NOTE: Locations in "red" are not part of the Medications Collection Pilot Program. Please contact those locations for further information and instructions.

### SAN JOAQUIN COUNTY

Department of Public Works, 1810 E. Hazelton Ave., Stockton, CA 95205  
The County of San Joaquin does not warrant the accuracy, completeness, or suitability for any particular purpose.  
The information on this map is not intended to replace engineering, financial or primary records research.

## MEDICATIONS COLLECTION PROGRAM GUIDELINES



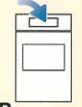
### Acceptable

- Prescription Medications
- Over-the-Counter Medications
- Medicated Ointments and Lotions (leave tightly sealed in original containers)
- Pet Medications

### Unacceptable

- Controlled Substances (narcotics)
- Used Sharps (e.g. needles, syringes, auto injectors, infusion sets, and lancets)
- Business Waste (e.g. waste from clinics, doctor, dentist and/or veterinary practices)
- Mercury Thermostats
- Radiopharmaceuticals
- Chemotherapy or Cytotoxic Medicines
- Compressed Gas Cylinders or Aerosol Containers (e.g. asthma inhalers)

## EASY AS 1-2-3! FOLLOW THESE STEPS

<p><b>1</b></p>  <p><b>REMOVE OR BLACK-OUT PERSONAL INFO FROM CONTAINERS.</b></p>	<p><b>2</b></p>  <p><b>OR PLACE PILLS IN CLEAR PLASTIC BAG. KEEP LIQUIDS &amp; CREAMS IN PACKAGING.</b></p>	<p><b>3</b></p>  <p><b>PLACE CONTAINER, PLASTIC PILL BAG AND/OR LIQUIDS AND CREAMS INTO THE BIN.</b></p>
--	--	---

## NO LOOSE MEDICATIONS

Program Sponsored By The  
Communities Of San Joaquin County